





Green Eggs Sorting Activities for Long e Sounds



Dear Educator,
Thank you for your download! This is a collection of activities to use for differentiating between the different spellings for long vowel e. Word sorting is a brain-based activity that will really get your students looking more critically at words and their patterns. ONE SORT IS NOT ENOUGH. Children need multiple exposures to sorting in a variety of ways. There should be no writing involved in the first sort. Just looking at the words, discovering patterns and determining categories is enough for the first lesson. Subsequent lessons can involve sorting, speed sorting, and blind sorting. Use the word cards for sorting and for playing concentration. I've also added a making words template to practice building 3, 4, and 5 letter words with long vowel e sounds. Please be sure to check my [Teachers Pay Teachers Store](#) for more word study activities. Thank you!
-Emily Gibbons, [The Reading Tutor/OG](#)




pg. #	Activity
4	"The 8 Spellings Of Long e" Mini-Poster
5	Student Directions
6	32 Word Cards for Sorting and Concentration
7	Sorting Recording Sheet
8	Sorting Answer Key
9	Making Words
10	Credits



There are 8
different spellings
for the long e sound!

e-e	e	y	ee	ea	ey	ie	ei
eve	me	candy	green	eat	valley	piece	receive




Directions for Concentration

Materials: one set of cards, cut out

































1. Shuffle the cards well. Place them face down in an array (A 4x8 or a 8x4 array will work well.)
2. Take turns flipping cards over to make matches.

THIS IS HOW YOU CAN MAKE A MATCH:

- Find 2 cards that have the same long e spelling: feed/wheel



Cards for cutting, sorting and playing Concentration

 eve	 theme	 athlete	 these	 me	 he	 she	 be
 candy	 bunny	 foggy	 skinny	 feed	 seed	 wheel	 street
 eat	 least	 sneak	 dream	 valley	 key	 monkey	 hockey
 piece	 field	 brief	 shield	 ceiling	 either	 receive	 protein

Name: _____

Date: _____

Sort and write the word cards into the correct categories.

e-e eve	e me	y candy	ee green	ea eat	ey valley	ie piece	ei ceiling

Name: _____ Date: _____

Sort and write the word cards into the correct categories.

e-e eve	e me	y candy	ee green	ea eat	ey valley	ie piece	ei ceiling
eve	me	candy	green	eat	valley	piece	ceiling
theme	he	bunny	seed	least	key	field	either
athlete	she	foggy	wheel	sneak	monkey	brief	receive
these	be	skinny	street	dream	hockey	shield	protein

Name: _____

Making Words

Date: _____

Cut out the strip of letters at the bottom. Make words and write them in the chart.

3 letter words	4 letter words	5 letter words

c	k	i	u	n	e	a	s	d	t	m	o	f	r	y
---	---	---	---	---	---	---	---	---	---	---	---	---	---	---

Credits:

Font: Jen Jones, [Hello Literacy](#)

Glitter frame on cover: [Sonya DeHart Designs](#)

Green frame: [Lovin' Lit](#)

Cover photo: www.morguefile.com

Egg clipart: [Cutesy Clickables by Collaboration Cuties](#)

This product was purchased for a single-user only, and is not for redistribution or resale in any form. Contact me, the seller, for license and additional permission to share this product. Thank you!

Emily Gibbons, © 2014

<http://www.teacherspayteachers.com/Store/Emily-Gibbons>